

Scaled data based on original data using  
LM-79-08 Approved Method: Electrical and Photometric Measurements of Solid-  
State Lighting Products

Test Report Prepared for  
Cooper Lighting Solutions  
(formerly Eaton)

Brand: STREETWORKS

Report Number: P300339

Luminaire Tested: **GAA-AF-08-LED-U-T4FT-7030**

Issue Date: 3/3/2020

**Test Information**

Test Method: LM-79-08  
Report Number: P300339  
TEST IS SCALED FROM IESNA LM-79-08 TEST DATA (P24295)  
Test Lab: INNOVATION CENTER P2  
Issue Date: 3/3/2020  
Manufacturer: COOPER LIGHTING SOLUTIONS (FORMERLY EATON)  
Product Line: STREETWORKS  
Catalog Number: GAA-AF-08-LED-U-T4FT-7030  
Description: GALLEONNAIRE AREA AND ROADWAY LUMINAIRE  
(8) 70 CRI, 3000K CCT 1050mA LIGHTSQUARE WITH 16 LEDS EACH AND Type IV Forward Throw OPTICS  
Light Source: -  
Ballast/Driver: -

**Summary**

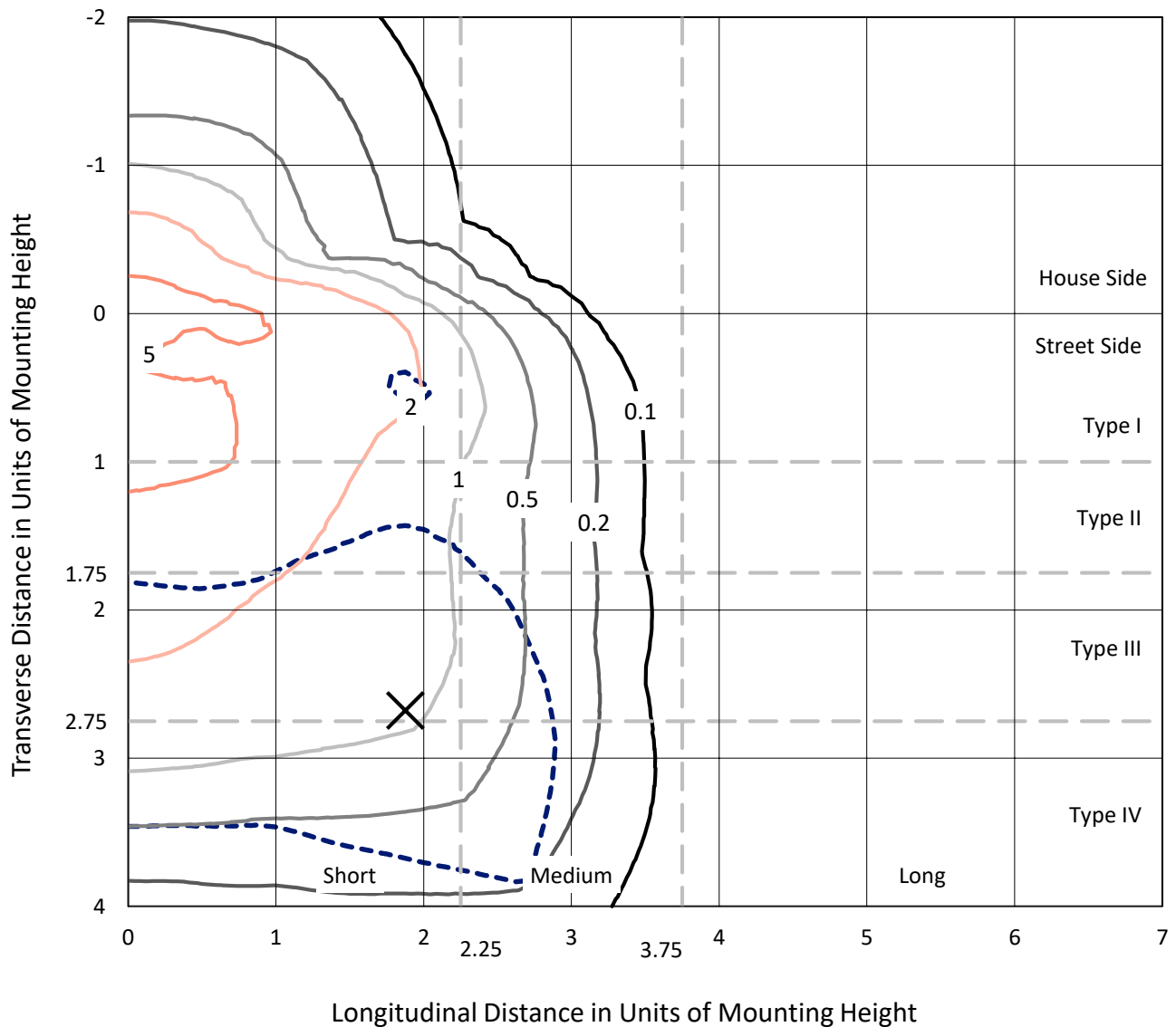
Lumens per Lamp: N/A  
Luminaire Lumens: 46264.1 lumens  
Efficiency: N/A  
Efficacy: 104.0 lumens/watt  
Luminous Opening: Rectangular (W 2' x L: 1' x H: 0')  
IES Classification: Type IV - Short - Non-Cutoff  
BUG Rating: B3 - U0 - G5  
  
Input Watts (W): 445  
Input Voltage (V): NR  
Input Current (Ain): NR  
Voltage Rise (V): NR  
Power Factor: NR  
Total Harmonic Distortion (THDi): NR  
Frequency (hertz): 60  
Stabilization Time: NR  
Operation Time: NR  
Ambient Temperature (°C): NR  
Test Distance: 28.75 FT



REPORT NUMBER: P300339  
 CATALOG NUMBER: GAA-AF-08-LED-U-T4FT-7030

### Iso-Footcandle Lines of Horizontal Illumination

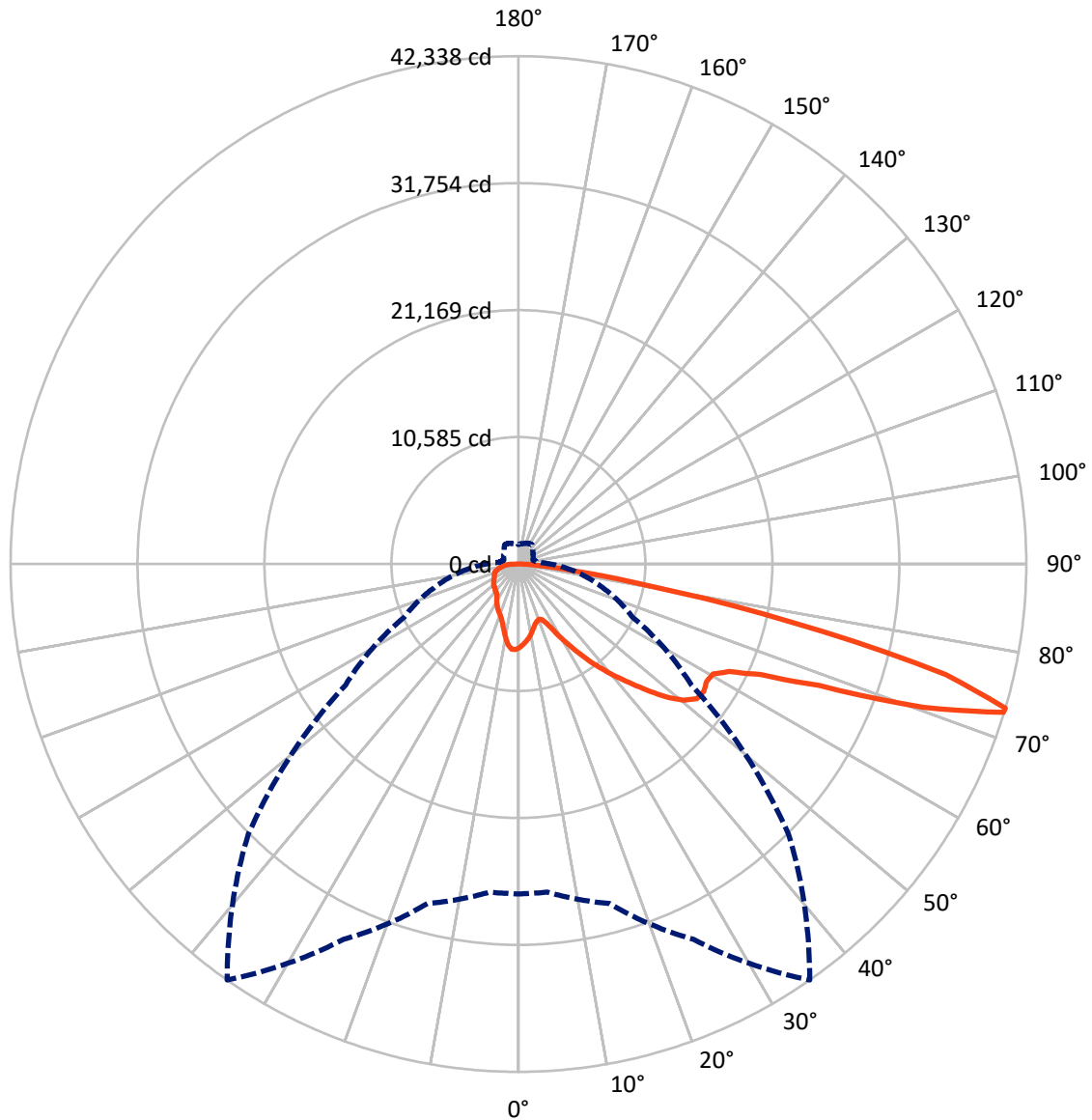
× Max cd  
 - - - 1/2 Max cd



Based on 30 foot mounting height. Maximum calculated value = 7.8 fc  
 Type IV - Short - Non-Cutoff

REPORT NUMBER: P300339  
CATALOG NUMBER: GAA-AF-08-LED-U-T4FT-7030

### Luminous Intensity Polar Plot



— Vertical Plane Through 35-Deg Lateral    - - - Horizontal Cone Through 73-Deg Vertical

REPORT NUMBER: P300339

CATALOG NUMBER: GAA-AF-08-LED-U-T4FT-7030

**FLUX DISTRIBUTION:**

		Downward	Upward	Total
<b>House Side</b>	Lumens	8823.8	0.0	8823.8
	% Fixture	19.1	0.0	19.1
<b>Street Side</b>	Lumens	37440.2	0.0	37440.2
	% Fixture	80.9	0.0	80.9
<b>Total</b>	Lumens	46264.1	0.0	46264.1
	% Fixture	100.0	0.0	100.0

**ZONAL LUMENS:**

Zone	Lumens	% Fixture
0°-10°	632.1	1.4
10°-20°	1577.7	3.4
20°-30°	2550.6	5.5
30°-40°	4277.0	9.2
40°-50°	6592.8	14.3
50°-60°	8844.9	19.1
60°-70°	11783.2	25.5
70°-80°	8987.0	19.4
80°-90°	1018.6	2.2
90°-100°	0.0	0.0
100°-110°	0.0	0.0
110°-120°	0.0	0.0
120°-130°	0.0	0.0
130°-140°	0.0	0.0
140°-150°	0.0	0.0
150°-160°	0.0	0.0
160°-170°	0.0	0.0
170°-180°	0.0	0.0
0°-90°	46264.1	100.0
0°-180°	46264.1	100.0

**Coefficient of Utilization**



REPORT NUMBER: P300339

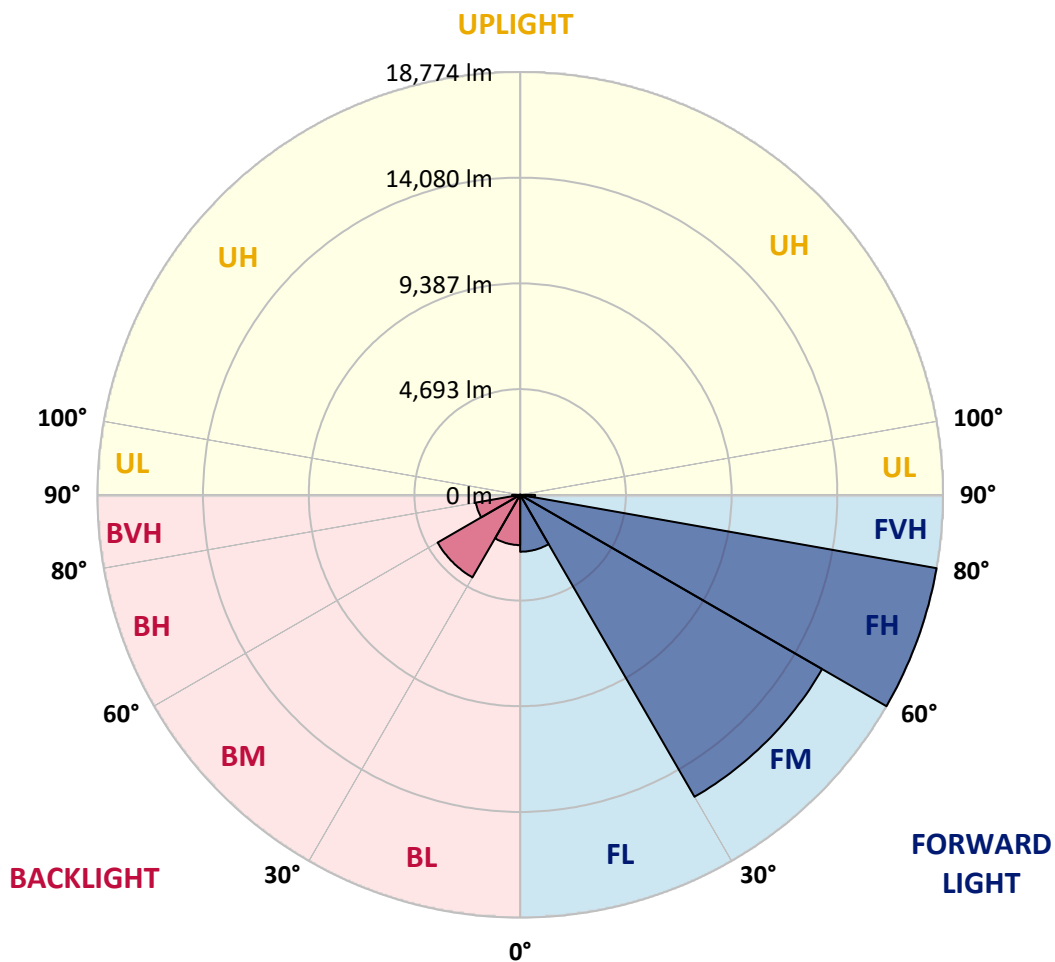
CATALOG NUMBER: GAA-AF-08-LED-U-T4FT-7030

**LUMINAIRE CLASSIFICATION SYSTEM LUMEN TABLE AND BUG RATING:**

Zone		Lumens	% Fixture	Zone Rating/Lumen Limit		
				B	U	G
FL	(0°-30°)	2527.6	5.5			
FM	(30°-60°)	15480.3	33.5			
FH	(60°-80°)	18773.9	40.6			G5
FVH	(80°-90°)	658.4	1.4			G4/750
BL	(0°-30°)	2232.9	4.8	B3/2500		
BM	(30°-60°)	4234.5	9.2	B3/5000		
BH	(60°-80°)	1996.3	4.3	B3/2500		G3/2500
BVH	(80°-90°)	360.2	0.8			G3/500
UL	(90°-100°)	0.0	0.0		U0/0	
UH	(100°-180°)	0.0	0.0		U0/0	

**BUG Rating: B3-U0-G5**

Type IV Short





REPORT NUMBER: P300339

CATALOG NUMBER: GAA-AF-08-LED-U-T4FT-7030

**CANDELA DISTRIBUTION (FULL):**

	0°	5°	15°	25°	35°	45°	55°	65°	75°	85°	90°
0°	6982.7	6982.7	6982.7	6982.7	6982.7	6982.7	6982.7	6982.7	6982.7	6982.7	6982.7
2.5°	6707.2	6720.5	6705.0	6725.0	6758.3	6793.8	6818.3	6853.8	6893.8	6949.4	6962.7
5°	6391.7	6411.7	6411.7	6447.3	6511.7	6569.5	6622.8	6680.5	6765.0	6860.5	6898.3
7.5°	6045.1	6056.3	6076.2	6129.6	6222.9	6305.1	6380.6	6473.9	6589.5	6716.1	6782.7
10°	5627.5	5643.0	5674.1	5749.7	5876.3	5989.6	6098.5	6227.3	6373.9	6531.7	6616.1
12.5°	5332.0	5327.5	5340.9	5396.4	5507.5	5645.2	5803.0	5967.4	6147.3	6331.7	6433.9
15°	5232.0	5207.6	5156.5	5143.1	5203.1	5340.9	5523.1	5725.2	5940.7	6162.9	6289.5
17.5°	5294.2	5252.0	5112.0	5009.8	5001.0	5105.4	5298.7	5525.3	5774.1	6045.1	6202.9
20°	5685.2	5585.3	5240.9	5003.2	4921.0	4972.1	5140.9	5380.9	5674.1	6034.0	6236.2
22.5°	6620.6	6473.9	5743.0	5300.9	5023.2	4961.0	5087.6	5343.1	5685.2	6171.8	6429.5
25°	7982.4	7773.6	6605.0	6042.9	5469.7	5138.7	5167.6	5429.7	5843.0	6491.7	6802.7
27.5°	9057.7	8922.2	7731.4	7089.3	6282.9	5618.6	5427.5	5647.5	6165.1	7016.0	7333.7
30°	9697.6	9615.4	8935.5	8275.7	7320.4	6382.8	5925.2	6056.3	6669.4	7742.5	8004.6
32.5°	10439.6	10390.7	10057.5	9451.0	8440.1	7387.0	6713.9	6667.2	7344.8	8615.6	8735.6
35°	11208.3	11192.7	10997.2	10561.8	9642.0	8711.1	7760.3	7444.8	8080.2	9522.0	9446.5
37.5°	11923.7	11897.0	11783.7	11530.4	10899.5	10133.0	8826.7	8242.4	8873.3	10388.5	10053.0
40°	13241.1	13032.3	12643.5	12452.4	12170.3	11330.5	9673.1	8986.6	9695.3	11215.0	10577.3
42.5°	14847.4	14507.5	13783.2	13521.0	13481.0	12274.7	10250.8	9708.7	10524.0	12034.7	11092.8
45°	16111.5	15791.6	15167.3	14836.3	14982.9	13130.0	10830.6	10479.6	11377.1	12894.5	11623.7
47.5°	17460.0	16957.9	16131.5	16231.5	16551.4	13938.7	11421.6	11308.3	12312.5	13856.5	12283.6
50°	17508.9	17124.6	16762.4	17360.1	17857.7	14683.0	12161.4	12176.9	13456.6	15067.3	13161.1
52.5°	16493.6	16411.4	16986.8	17926.6	18644.2	15271.7	13003.4	13074.5	14920.7	16458.1	14125.3
55°	16138.2	16044.8	16709.1	17728.9	18750.8	15758.3	13916.5	14045.3	16691.3	17924.4	15065.1
57.5°	17004.6	16798.0	16842.4	17635.6	18490.9	16291.5	14911.8	15171.7	18615.3	19206.3	15669.4
60°	19426.2	18984.1	18144.3	18124.3	18630.9	17091.2	16062.6	16380.3	20614.8	19819.5	15433.9
62.5°	22823.1	22381.0	20808.1	19783.9	19708.4	18410.9	17475.6	17560.0	21770.1	18988.5	13996.5
65°	26500.0	26104.5	24347.2	22900.9	22203.3	20597.0	19117.4	18086.6	21392.4	16702.5	11481.6
67.5°	30963.3	30539.0	29028.2	27693.0	27022.1	24125.0	20270.4	17582.2	18995.2	12939.0	8253.5
70°	34084.7	33651.5	33056.1	34138.1	35779.9	29214.9	20419.3	15531.6	14187.5	8600.1	4967.6
72.5°	30012.4	29810.3	30896.7	35453.3	42291.6	32303.0	18457.6	11308.3	8240.1	4565.5	2874.8
73°	27497.5	27453.1	29305.9	34531.3	42338.2	31827.5	17597.8	10510.7	7067.1	4039.0	2628.2
75°	12416.9	12774.6	16835.8	26375.6	36784.1	26226.7	12385.8	6029.6	3992.3	2790.4	1983.9
77.5°	2983.7	3108.1	5267.6	12525.7	23229.7	15629.4	5611.9	2981.5	2552.7	1970.6	1448.5
80°	1270.8	1313.0	2028.4	4627.7	10937.2	6294.0	2586.0	1997.3	1766.2	1375.2	1015.3
82.5°	706.5	750.9	1150.8	2099.5	4414.4	2146.1	1577.4	1390.8	1161.9	828.7	659.8
85°	399.9	424.3	673.2	1173.0	1870.6	862.0	944.2	924.2	655.4	426.6	324.4
87.5°	188.8	204.4	324.4	544.3	733.1	337.7	479.9	528.8	411.0	259.9	168.8
90°	0.0	0.0	0.0	0.0	0.0	0.0	0.0	0.0	0.0	0.0	0.0



REPORT NUMBER: P300339

CATALOG NUMBER: GAA-AF-08-LED-U-T4FT-7030

**CANDELA DISTRIBUTION (continued):**

	95°	105°	115°	125°	135°	145°	155°	165°	175°	180°
0°	6982.7	6982.7	6982.7	6982.7	6982.7	6982.7	6982.7	6982.7	6982.7	6982.7
2.5°	6978.2	7018.2	7064.9	7089.3	7111.5	7138.2	7164.9	7164.9	7169.3	7171.5
5°	6929.4	7011.6	7084.9	7116.0	7122.6	7122.6	7116.0	7080.4	7049.3	7062.7
7.5°	6827.2	6947.1	7009.3	6998.2	6913.8	6816.1	6733.9	6633.9	6582.8	6573.9
10°	6680.5	6818.3	6829.4	6718.3	6509.5	6300.6	6127.3	5958.5	5878.5	5858.5
12.5°	6518.4	6645.0	6573.9	6345.1	6009.6	5705.2	5485.3	5314.2	5238.7	5218.7
15°	6387.3	6473.9	6294.0	5934.1	5511.9	5189.8	5007.6	4881.0	4827.7	4812.1
17.5°	6318.4	6336.2	6007.4	5520.8	5072.1	4803.2	4689.9	4629.9	4609.9	4598.8
20°	6351.7	6227.3	5734.1	5136.5	4712.1	4523.3	4496.6	4481.1	4476.6	4470.0
22.5°	6518.4	6194.0	5483.1	4772.1	4396.7	4314.5	4336.7	4334.5	4330.0	4325.6
25°	6816.1	6222.9	5238.7	4425.6	4132.3	4114.5	4154.5	4154.5	4136.7	4136.7
27.5°	7209.3	6282.9	4965.4	4096.7	3892.4	3894.6	3925.7	3916.8	3896.8	3883.5
30°	7689.2	6320.6	4645.5	3801.3	3668.0	3659.1	3668.0	3630.2	3570.2	3565.8
32.5°	8180.2	6274.0	4274.5	3539.1	3430.2	3410.3	3403.6	3350.3	3281.4	3261.4
35°	8624.5	6102.9	3896.8	3330.3	3203.6	3159.2	3190.3	3172.5	3110.3	3094.8
37.5°	8948.9	5785.2	3556.9	3145.9	3041.5	3030.3	3050.3	3057.0	2983.7	2968.1
40°	9166.6	5354.2	3265.8	2990.4	3010.4	2968.1	2901.5	2854.8	2832.6	2826.0
42.5°	9342.1	4905.4	3021.5	2917.0	3017.0	2894.8	2750.4	2674.9	2714.9	2732.6
45°	9544.3	4467.8	2817.1	2826.0	2983.7	2810.4	2646.0	2572.7	2588.2	2592.7
47.5°	9822.0	3934.6	2597.1	2679.3	2872.6	2752.6	2581.6	2477.2	2403.8	2370.5
50°	10206.3	3303.6	2368.3	2514.9	2763.7	2710.4	2481.6	2370.5	2235.0	2203.9
52.5°	10472.9	2714.9	2179.5	2377.2	2666.0	2626.0	2401.6	2257.2	2115.0	2088.4
55°	10328.5	2255.0	2015.0	2223.9	2537.1	2521.6	2335.0	2141.7	2030.6	2008.4
57.5°	9606.5	1963.9	1888.4	2079.5	2379.4	2432.7	2246.1	2043.9	1963.9	1948.4
60°	8229.0	1781.8	1808.4	1981.7	2250.5	2343.9	2157.2	1990.6	1937.3	1926.2
62.5°	6385.1	1659.6	1748.4	1910.6	2150.6	2281.6	2108.4	1983.9	1963.9	1950.6
65°	4574.4	1561.8	1684.0	1839.5	2059.5	2223.9	2090.6	1975.1	1979.5	1968.4
67.5°	3108.1	1475.2	1606.3	1759.6	1970.6	2172.8	2066.1	1944.0	1999.5	1986.2
70°	2175.0	1390.8	1515.2	1657.4	1859.5	2101.7	2021.7	1897.3	1892.9	1839.5
72.5°	1697.4	1279.7	1390.8	1515.2	1717.3	2001.7	1932.8	1792.9	1719.6	1664.0
73°	1619.6	1253.0	1359.7	1484.1	1686.2	1977.3	1908.4	1764.0	1681.8	1630.7
75°	1339.7	1137.5	1235.2	1346.3	1552.9	1861.8	1788.4	1632.9	1528.5	1497.4
77.5°	1053.1	973.1	1066.4	1166.4	1368.5	1692.9	1610.7	1461.9	1404.1	1377.4
80°	779.8	806.5	888.7	977.5	1186.4	1513.0	1439.6	1290.8	1548.5	1484.1
82.5°	548.8	611.0	686.5	766.5	995.3	1337.4	1248.6	1095.3	1133.0	942.0
85°	324.4	399.9	471.0	539.9	717.6	1108.6	1030.9	873.1	715.4	682.1
87.5°	188.8	222.2	242.2	313.3	493.2	835.3	726.5	646.5	371.0	251.0
90°	0.0	0.0	0.0	0.0	0.0	0.0	0.0	0.0	0.0	0.0

(END OF REPORT)